

Interpets Osaka 2026

19 June - 21 June 2026

Booth Fitting Guide

Application Deadline: 24th April, 2026

Please log in to the exhibitor website
and apply by the deadline.

Standard Booth

Rental Stand Package P1–P2

Rental Stand Options P3–P4

Examples of Standard Booth - Rental Stand Package... P5

Mini Package Booth P6

Regulations P7

Optional Furniture and Fittings **(Standard Booth・Mini Package Booth)** P8–P10

*All prices are excluding tax.

*Please check the rules and regulation reported in the Exhibitor Manual before apply.

Rental Stand Package equipment and other leasing furniture disclaimer:
System wall panels and other leasing equipment must be returned in their original condition.
All repair cost resulting from any damage (such as glue or adhesive marks, scratches, holes,
etc.) will be charged to the exhibitor.

Application/Inquiry



SHOEI Bijutsu CO.,LTD

St.Luke Garden Tower 25F, Akashi-cho, Chuō-ku, Tokyo 104-0044
E-mail :interpets-osaka@shoei-bijutsu.co.jp

Standard Booth - Rental Stand Package

- Each rental space (9㎡ = W3m x D3m / 1 booth) will be provided without fittings.
- Basic booth fittings, including carpet, back panels, side panels, and electrical installations, must be arranged by the exhibitors themselves.
- An economical and convenient Rental Stand package is available upon request. All the mandatory structures and basic utilities are included in the package.
- Additional furniture and other leasing equipment is available upon request.

Rental Stand Package fee (exhibition fee and tax excluded)

Number of booths	Fee (tax excluded)
1booth(9㎡)	¥107,800
2booths(18㎡)	¥162,800
3booths(27㎡)	¥219,800
4booths(36㎡)	¥256,000

*Please contact us for bookings of 5 or more booths.

Items included in Rental Stand Package

	1・2space(s)	3・4space
①Needle punch carpet (color choices on page 3)	●	●
②Octanorm system wall panel (H2.7m) *There is no wall on the aisle side of corner booth *If your neighboring space also requests a Rental Stand Package, you will share the wall panel with them. Note that fees do not change.	●	●
③Fascia board *Corner booths can request construction without fascia.	●	●
④Company name sign (color choices on page 3) *We will use the company name registered as the main exhibitor's name. *The font used is Gothic. Special characters and LOGO are available for an additional fee. *2 signs are provided for corner booths. To change your company name, please contact SHOEI by the deadline.	●	●
⑤Booth No. sign *Number of installations depends on the booth location.	●	●
⑥LED Fluorescent lamp (20W)	1 per number of spaces	1 per number of spaces
⑦Power outlet 2 sockets type (100V / 1kW)	1	2
⑧Power supply installation, electricity fee (up to 1kW) *An additional fee will be charged for excess electricity usage.	●	●
⑨Wastepaper bin	1	1
⑩Booth construction and dismantling	●	●

Usage disclaimer for system wall panels

Only the use of double tape (weak type) or hook chains (refer to Optional furniture list) is allowed when fixing items on the system wall panels. Using pins, glue, or screws directly on the panels is prohibited. If the wall panel is damaged, the repair cost will be charged to the exhibitor. (JPY 20,000/1panel).

Standard Booth - Rental Stand Package

Floor plan

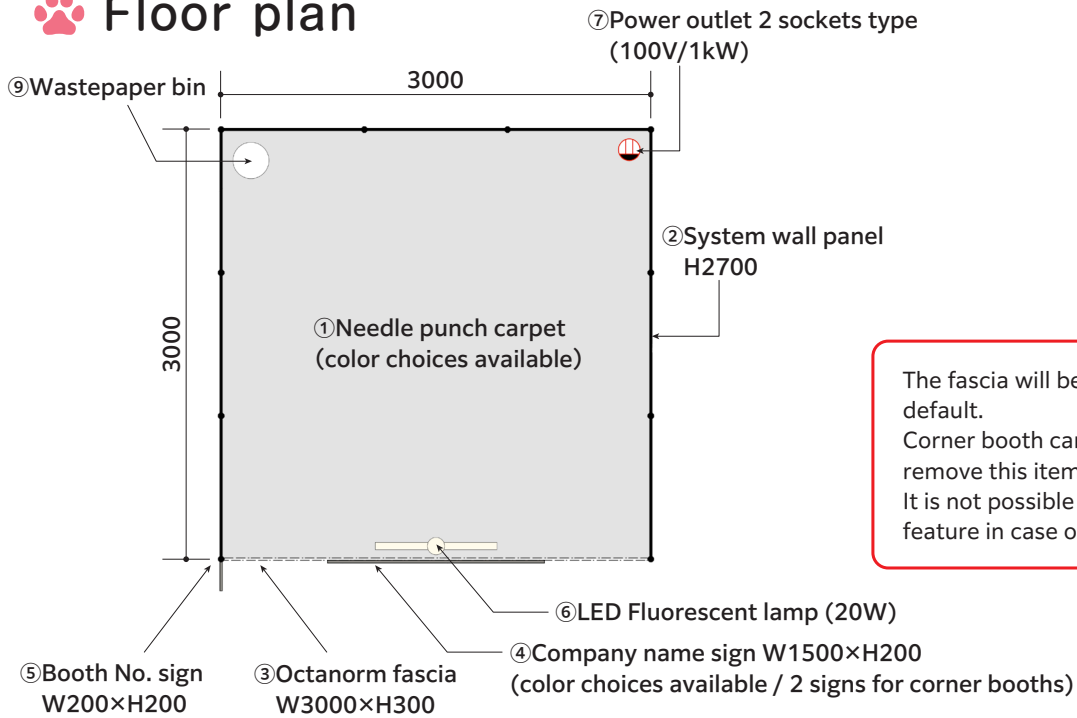


Image of a single corner booth with fascia




Image of single corner booth without fascia




Image of 2 corner booths with fascia and poles





Image of a single inner booth

























* If your neighboring space is also a Rental Stand Package, you will share the wall panel with them.
Note that fees do not change.

Standard Booth - Rental Stand Options



Color selection of needle punch carpet and fascia board (free)

Color choices are available as below. Please login the exhibitor website page and select a color from Rental Stand Package Order Form.

Basic choice	Sign	 White  Black  Pink  Red  Orange
	Needle punch carpet	 Yellow  Green  Blue  Purple
Optional (carpet only) *JPY 22,000 per 9㎡ (tax excluded)	Vinyl floor carpet	 Red  Blue  Yellow  Orange  Pink
		 Purple  Green  Gray  Dark Gray
		 A:Tile (white)  B:Tile (brown)  C: Natural wood  D: Dark wood

*The actual color may be different from the color sample above.

[Image]



Fascia Company Sign

W1500mm×H200mm

• Color choices are available as below.

	00-0000	Company name株式会社昭栄美術	00-0000	White	Company name株式会社昭栄美術
Black	00-0000	Company name株式会社昭栄美術	Pink	00-0000	Company name株式会社昭栄美術
Red	00-0000	Company name株式会社昭栄美術	Orange	00-0000	Company name株式会社昭栄美術
Yellow	00-0000	Company name株式会社昭栄美術	Green	00-0000	Company name株式会社昭栄美術
Blue	00-0000	Company name株式会社昭栄美術	Purple	00-0000	Company name株式会社昭栄美術

Exhibitor name sign shape (optional)

If you want to change fascia board as an optional request, please login the exhibitor website page and select an optional sign from Rental Stand Package Order Form.

A Fascia Company Sign w/QR code

W1500mm×H300mm

- JPY 6,500 /sign (tax excluded.)
- Color choices available.



Green



White



Black



Pink



Red



Orange



Yellow



Blue



Purple

B LED Fascia Company Sign

W1800mm×H300mm

- JPY 25,000 /sign (tax excluded.)
- White background with black lettering only

00-0000

Company name
株式会社昭栄美術

C Cut out Fascia Company Sign (Bone shape)

W1100mm×H550mm

- JPY 11,000 /sign (tax excluded.)
- Color choices available.



Green



White



Black



Pink



Red



Orange



Yellow



Blue



Purple

D Cut out Fascia Company Sign (Fish shape)

W1100mm×H550mm

- JPY 11,000 /sign (tax excl.)
- Color choices available.



Green



White



Black



Pink



Red



Orange



Yellow



Blue




Purple

Examples of Standard Booth - Rental Stand Package

Construction examples of Rental Stand Package and reference of the fee

You can customize your booth by requesting optional furniture and fittings (page 7) or optional exhibitor name sign.


●Example①



Item	
Rental Stand Package 1 booth	¥107,800
① Sign shape change ×2set	¥50,000
② Wall color cutting sheet	¥18,000
③ Flat wooden shelf×3pcs	¥13,500
④ System display podium w/sliding doors ×3pcs	¥48,000
⑤ Café table white folding chair×3pcs	¥6,300
Total Price (tax excluded)	¥243,600

*Please contact SHOEI Bijutsu CO.,LTD for the details

●Example②



内訳	
Rental Stand Package	¥107,800
① Sign shape change Cut our Fascia Company Sign(Bone shape)	¥11,000
② Wood Display Podium / Paper mounted wood grain-like×2pcs	¥70,000
Total Price (tax excluded)	¥188,800

*Please contact SHOEI Bijutsu CO.,LTD for the details

Mini Package Booth

The participation fee for Mini Package booth includes booth fittings as below.

*If you need optional furniture and fittings, refer to the Optional Furniture and Fittings list (page 8).

*Changing the booth design or sign shape/color is not allowed for the Mini Package booth

*Booth locations are assigned by the event organizer.

Floor plan

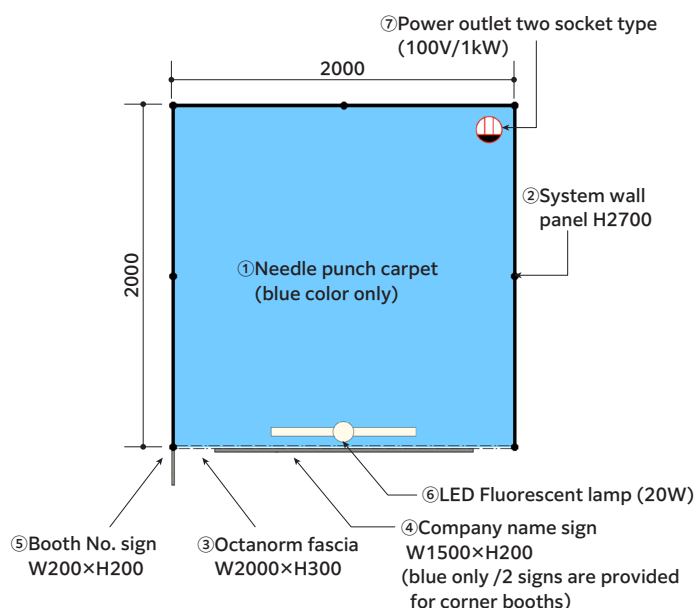



Image of a single corner booth with fascia



The fascia will be provided as default. Corner booth can choose to remove this item when applying. It is not possible to remove this feature in case of a inner booth.

Image of 2 corner booths with fascia and poles





Image of 2 corner booths with fascia and poles



Booth fittings included in Mini Package Booth

①Needle punch carpet (blue color only) *Color customization is not permitted.	●
②Octanorm system wall panel (H2.7m) *There is no wall on the aisle side of a corner booth. *If your neighboring space also requests Mini Package Booth, your spaces will share the system wall panel in between them.	●
③Fascia board *To remove the fascia, log in to your exhibitor my page and submit the related form.	●
④Exhibitor name sign(blue only/2 signs are provided for corner booths) *We will use the company name registered as the main exhibitor's name. *Only 1 company name can be displayed. *Sign color: Blue only. *The font used is Gothic. *Special characters, logos, colors and other design changes are not available.	●
⑤Booth No. sign *Number of installations depends on the booth location.	●
⑥LED Fluorescent lamp (20w)	1 per number of spaces
⑦Power outlet 2 sockets type (100v / 1kW)	1
⑧Power supply installation, electricity fee (up to 1kW) *An additional fee will be charged for excess electricity usage.	●
⑨Booth construction and dismantling	●

Mini Package Booth : Regulations



Acceptable Items

- Decorating the system wall panels with posters, graphic boards, or graphic sheets. They must be returned to their original condition without any damage.
- Rugs or carpet can be placed over the existing needle punch carpet.
- Bringing your own furniture, decorations, fixtures and fittings are acceptable.



Prohibited Items

- ✗ Moving or adjusting the existing walls, fixtures, or fascia is prohibited.
- ✗ Bringing in own walls to place in front of the existing partitions and fascias are not allowed.
- ✗ Covering name plates, adding logos, wording to the signs and putting on additional fascia are prohibited.
- ✗ Only the use of double tape (weak type) or hook chains (refer to optional furniture list) is allowed when fixing items on the system walls.
Using pins, glue, or screws directly on the panels is prohibited. If the wall panel is damaged, the repair cost will be charged to the exhibitor.
(JPY20,000/1panel).
- ✗ Decorations cannot extend beyond the booth.
- ✗ Decorations cannot exceed the 2.7m height limit.

Optional Furniture and Fittings - Standard Booth / Mini Packaged Booth

To apply for optional equipment log in to your exhibitor website and submit the application form.

<p>1</p>  <p>※色：白 color : white システム壁面パネル System wall panel unit W990*H2700 ¥8,500/枚</p>	<p>2</p>  <p>※幅・高さをお選びください システム展示台(1) System display counter(1) W990/W700*D495*H750/H900 ¥13,000/台 システム展示台引き戸加工 ¥3,000 System display counter with sliding door</p>	<p>3</p>  <p>※幅・高さをお選びください システム展示台(2) System display counter(2) W990/W700*D700*H750/H900 ¥14,000/台 システム展示台引き戸加工 ¥3,000 System display counter with sliding door</p>	<p>4</p>  <p>※幅をお選びください システム展示台(3) System display counter(3) ひな壇 W990/W700*D990(D495+D495) *H900(H750+H150) ¥22,000/台 システム展示台引き戸加工 ¥3,000 System display counter with sliding door</p>
<p>5</p>  <p>木工展示台 白表具 Display Podium / Paper mounted wood white W900*D500*H800 ¥30,000/台</p>	<p>6</p>  <p>木工展示台 モルタル風表具 Display Podium / Paper mounted wood grey-correct like W900*D500*H800 ¥35,000/台</p>	<p>7</p>  <p>木工展示台 木目風表具 Display Podium / Paper mounted wood wood grain-like W900*D500*H800 ¥35,000/台</p>	<p>8</p>  <p>OSB展示台 Display Podium OSB(Oriented Strand Board) W900*D450*H900 ¥35,000/台</p>
<p>9</p>  <p>リボード展示台 Display Podium Re-board white W812*D400*H800 ¥40,000/台</p>	<p>10</p>  <p>※設置箇所をご提出ください ※Please submit the layout. メッシュパネル Mesh panel W900*H900 ¥5,500/枚</p>	<p>11</p>  <p>※サイズをお選びください メッシュパネルパネルフック Hook SS=L50 S=L100 M=L150 L=L200 耐荷重2kg ¥300/本</p>	<p>12</p>  <p>※システムパネル用 For system panels ※設置箇所をご提出ください Please submit the layout. 平棚 Shelf(flat) W985*D300 ¥4,500/枚</p>
<p>13</p>  <p>折りたたみ椅子 Folding chair ¥600/脚</p>	<p>14</p>  <p>カフェチェア café chair ¥3,200/脚</p>	<p>15</p>  <p>受付カウンターA Information counter W600*D450*H900 ¥10,000/台</p>	<p>16</p>  <p>受付カウンターB Information counter W900*D450*H930 ¥12,000/台</p>

*Size:mm *Consumption tax is not included in the listed prices. *If you look for other furniture, please contact Shoei.

*If no size is specified, size B will be provided.

Optional Furniture and Fittings - Standard Booth / Mini Packaged Booth

To apply for optional equipment log in to your exhibitor website and submit the application form.






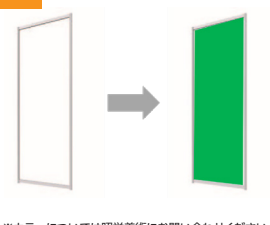






<p>17</p>  <p>※サイズをお選びください 会議テーブルA W1800*D600*H700 tableA 会議テーブルB W1800*D450*H700 tableB 会議テーブルC W1500*D600*H700 tableC 会議テーブルD W1500*D450*H700 tableD ¥3,200/台</p>	<p>18</p>  <p>カフェテーブル 白 café table White 600φ*H650 750φ*H650 ¥4,500/台</p>	<p>19</p>  <p>カフェテーブル 黒 café table Black 600φ*H650 750φ*H650 ¥6,500/台</p>	<p>20</p>  <p>※サイズをお選びください ユニットカウンターA Unit counter A W1500*D600*H930 ¥15,000/台 ユニットカウンターB Unit counter B W1200*D450*H930 ¥15,000/台</p>
<p>21</p>  <p>パネル用チェーンセット chain for panel 約1m ¥300/セット</p>	<p>22</p>  <p>※別途一次側電気幹線工事費がかかります。 LEDライト50W LED light 50W 色可変 消費電力50W ¥11,000/台</p>	<p>23</p>  <p>※別途一次側電気幹線工事費がかかります。 LED蛍光灯 LED Fluorescent lamp ¥4,000/台</p>	<p>24</p>  <p>※別途一次側電気幹線工事費がかかります。 LEDスポットライト14W LED Spot light 色可変 消費電力14W ¥4,500/台</p>
<p>25</p>  <p>※別途一次側電気幹線工事費がかかります。 LEDアームスポットライト14W LED Armed spot light 色可変 消費電力14W ¥4,800/台</p>	<p>26</p>  <p>※別途一次側電気幹線工事費がかかります。 2口コンセント outlet ¥4,000/個</p>	<p>27</p>  <p>※設置費含む ※事務局用意のモニターに限る モニター壁面設置用部材 Wall monitor ¥15,000/台</p>	<p>28</p>  <p>モニタースタンド monitor stand ¥12,000/台</p>
<p>29</p>  <p>※卓上スタンド付き 32インチ液晶モニター texttext ¥90,000/台</p>	<p>30</p>  <p>※サイズをお選びください カタログスタンド Catalogue stand A4 12段 12-tiered A4-portrait ¥5,000/台 A4 6段 6-tiered A4-portrait ¥4,800/台</p>	<p>31</p>  <p>卓上カタログスタンド Tabletop Catalog Stand A4 3段 3-tiered A4-portrait ¥1,500/台</p>	<p>32</p>  <p>消火器 Fire extinguisher 10型 ¥4,000/台</p>

*Size:mm *Consumption tax is not included in the listed prices. *If you look for other furniture, please contact Shoei.

*If no size is specified, size B will be provided.

Optional Furniture and Fittings - Standard Booth / Mini Packaged Booth

To apply for optional equipment log in to your exhibitor website and submit the application form.

<p>33</p>  <p>アブストラックW3×H3 Glass display 3 rows W1340*D450*H1430 ¥18,000 / 台</p>	<p>34</p>  <p>アブストラック1段 Glass display 1 tier W300*D300*H300 ¥3,000 / 台</p>	<p>35</p>  <p>アブストラック2段 Glass display 2 tier W300*D300*H545 ¥6,000 / 台</p>	<p>36</p>  <p>アブストラック3段 Glass display 3 tier W300*D300*H870 ¥9,000 / 台</p>
<p>37</p>  <p>白布 white cloth W1000*H1600 ※他サイズは要相談 ¥1,500 / 枚</p>	<p>38</p>  <p>※カラーについては昭栄美術にお問い合わせください 壁面カラーシート貼り wall color W990*H2700 ¥18,000</p>	<p>39</p>  <p>※カラーについては昭栄美術にお問い合わせください パラペットカラーシート貼り Fascia color sheet W3000*H300 ¥6,500</p>	<p>40</p>  <p>※aiデータにてご支給ください Please submit artwork in ai format 壁面グラフィックシート貼り Digital printed foil sticker W990*H2700 ¥32,400</p>
<p>41</p>  <p>※aiデータにてご支給ください Please submit artwork in ai format グラフィックボード Graphic board ¥15,000 / ㎡</p>	<p>42</p>  <p>※aiデータにてご支給ください Please submit artwork in ai format 社名板ロゴ使用 Company Name Bord Logo ¥5,000</p>	<p>43</p>  <p>※その他の色については昭栄美術にお問い合わせください Please ask about additional color options. パンチカーペット Punch Carpet ¥3,500 / ㎡</p>	<p>44</p>  <p>※その他の色については昭栄美術にお問い合わせください Please ask about additional color options. ビニル床シート Vinyl floor carpet ¥5,800 / ㎡</p>

*Size:mm *Consumption tax is not included in the listed prices. *If you look for other furniture, please contact Shoei.

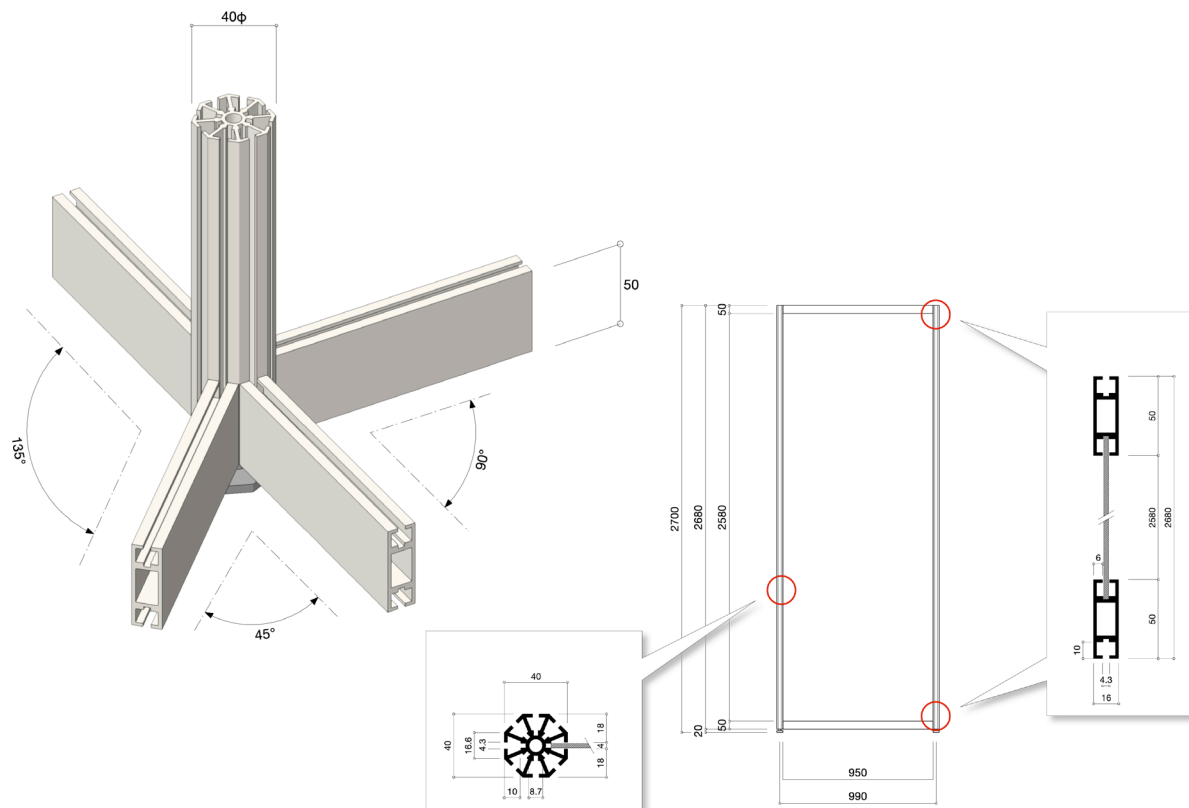
*If no size is specified, size B will be provided.

システムパネルの概要〈System Panel Outline〉



システムパネル実施寸法 (サイズ:mm)

System Panel Dimensions (size:mm)



■システムパネルに関する注意事項

■約1m毎にアルミの柱が入ります。

■壁面となるベニヤ(4mm)には、釘、ビス、接着剤等直接打ち込み・ねじ込み、及び貼り付けはできません。

上記の注意事項により下記のような対応をとって下さい。

1. システムパネルに貼れるカッティングシートがあり、色数も豊富にございます。
2. 下地にカッティングシートを貼ることで接着剤は使用可能になります。
3. パネル取り付け用のフック、チェーン及びマジックテープがございます。

パネル取り付け方法

パネルの取り付けには2通りの方法があります。

1. パネルフックまたはS字管を取り付け、クサリ又はテグスでパネルを吊る方法。
2. マジックテープでパネルを壁面に取り付ける方法。

マジックテープを使用することにより、パネルを壊さず使用することができます。

チェーンフック、パネルホルダー、マジックテープは、別紙申込書でお申し込みください。

■Notes on System panel

■Aluminum poles are installed at approx. 1-meter intervals.

■Nails, screws etc. cannot be struck (or screwed, etc.) directly into the 4mm-thick veneer wall, nor can adhesive, etc. be directly applied to the wall.

Regarding the above notes, please be informed as follows:

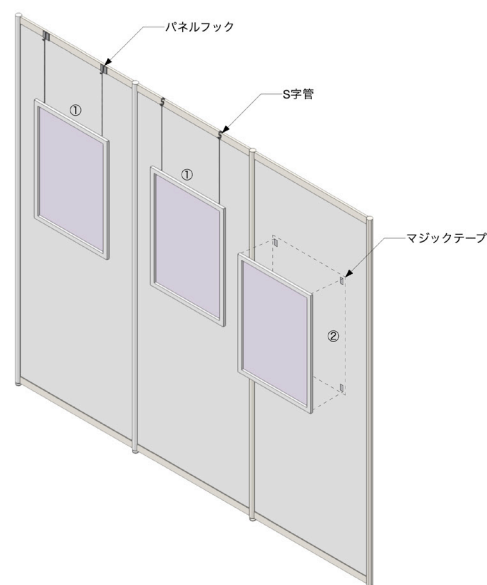
1. Cutting sheets of various colors, which can be attached to system panels, are available.
2. Adhesives can be applied to cutting sheets.
3. Hooks, chains and velcro tape are available for panel installation.

Method of Panel Installation

Panels can be installed via either of the following methods:

- ①Suspension by chain or a cord, using hooks or S-shaped fixtures on the panel.
- ②Attachment to the wall using velcro tape, enabling installation without damage to the panel.

Apply for chain and hooks, panel holders and velcro tape, using the application form enclosed.

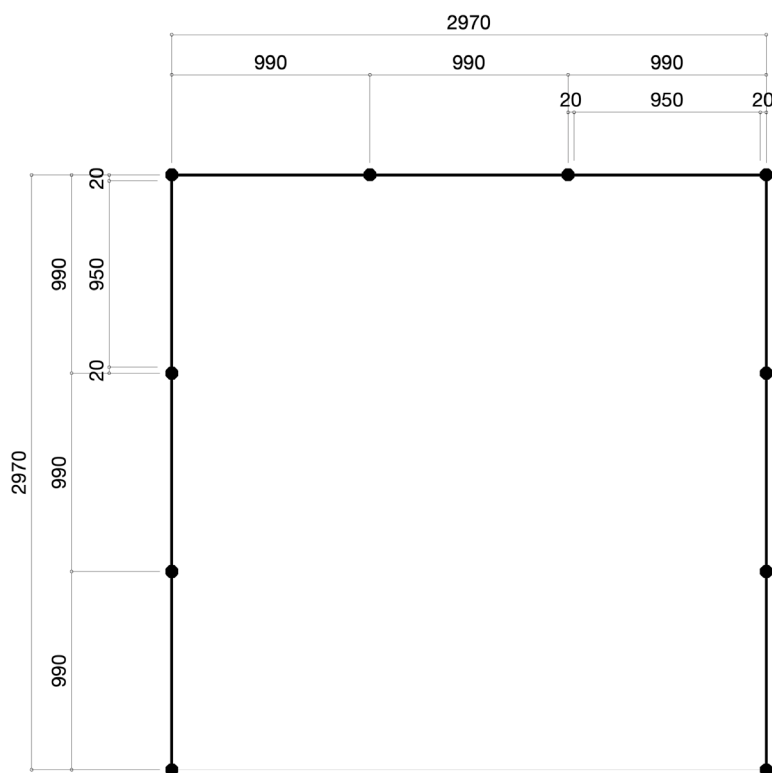


システムパネルの概要〈System Panel Outline〉

System Booth Dimensions (size:mm)

1小間平面図 (普通小間)

Floor plan for
packaged booth
(1booth)



2小間平面図 Floor plan for packaged booth (2booth)

